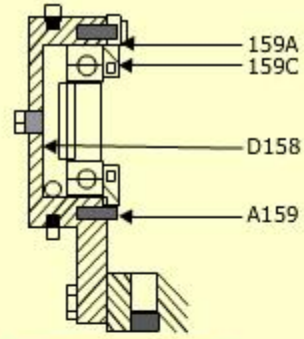
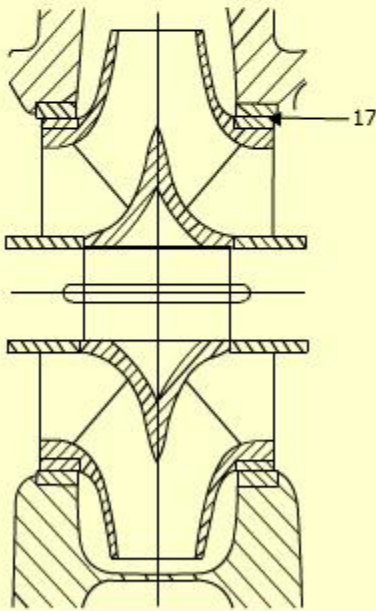


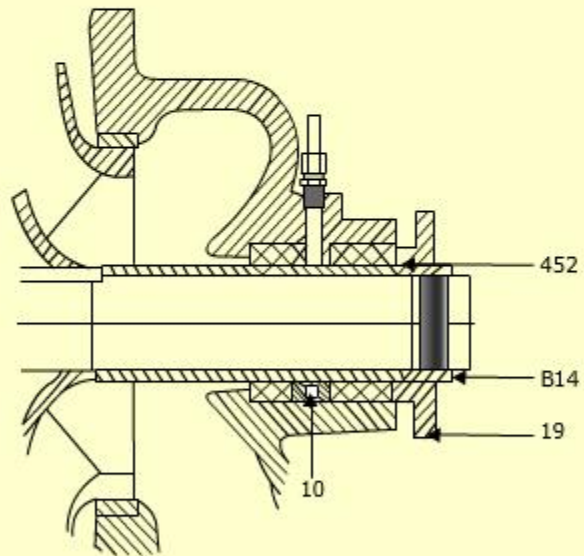
Caterpillar C32 Engine Powers the FFS 12,400-gpm Fire Pump - Illustrations



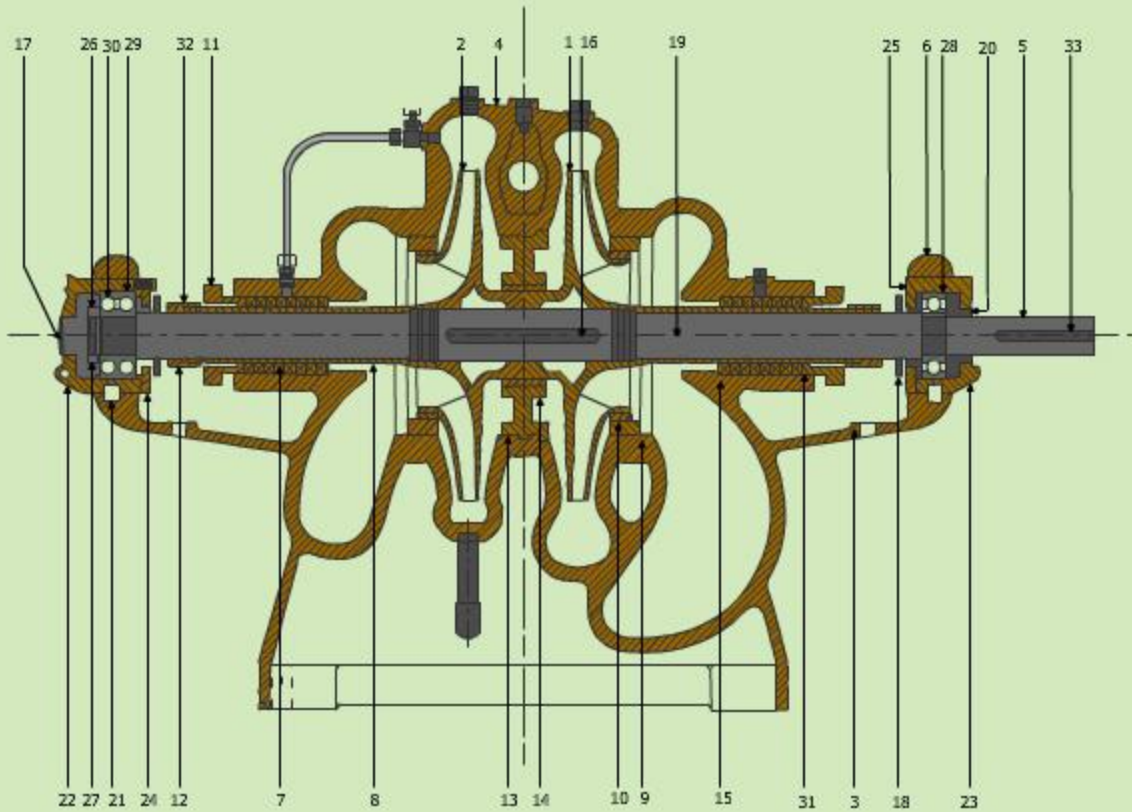
OIL-LUBRICATED BEARING HOUSING



IMPELLER WITH WEARING RINGS



KEY-DRIVEN SHAFT SLEEVE WITH O-RING SEAL ASLO WATER SEAL RING WITH EXTERNAL FLUSH CONNECTION



REF NO	Description	REF NO	Description
1	First stage impeller	18	Water slinger
2	Second stage impeller	19	Gasket, Casing
3	Casing, Lower half	20	Grease seal
4	Casing, Upper half	21	Dowel pin
5	Shaft	22	Bearing cart., Inboard, Grease lube
6	Bearing housing	23	Bearing cart., Outboard, Grease lube
7	Lantern ring	24	Bearing housing cover, Grease lube
8	Shaft sleeve - right and left hand	25	Seal
9	Wearing ring, Casing	26	Bearing locknut
10	Wearing ring, Impeller	27	Bearing lock washer
11	Packing gland, Split	28	Bearing, Inboard / Radial
12	O - ring, Shaft sleeve	29	Bearing, Outboard / Thrust
13	Casing diaphragm	30	Retaining ring
14	Casing diaphragm bushing	31	Packing
15	Stuffing box bushing	32	Nut, Shaft sleeve
16	Key, Impeller	33	Key, Coupling
17	Closure - Thrust bearing cartridge		

717081

(c) Ed-Media, LLC., 2014