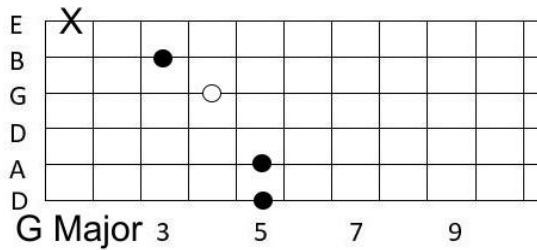


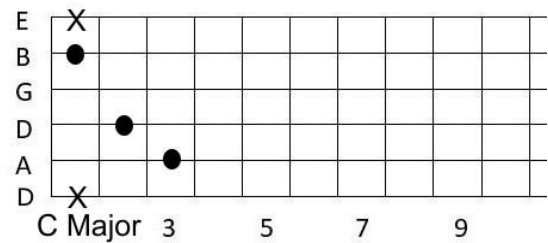
# Traditional Irish Guitar | Intermediate | Course Notes

## Chord chart for Drop D Tuning

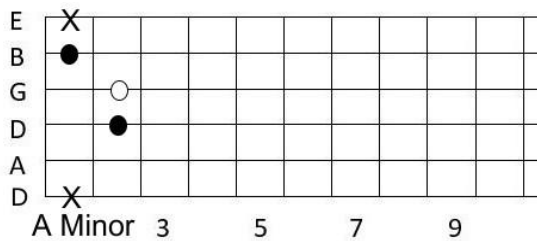
### G Major



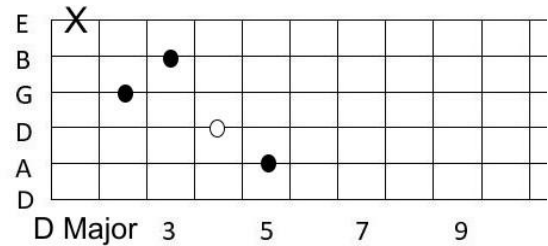
### C Major



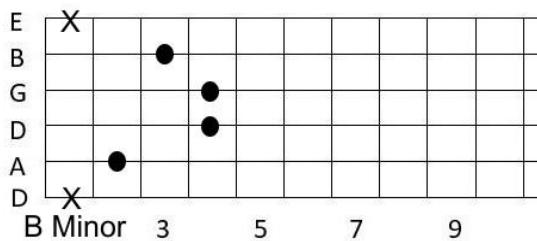
### A Minor



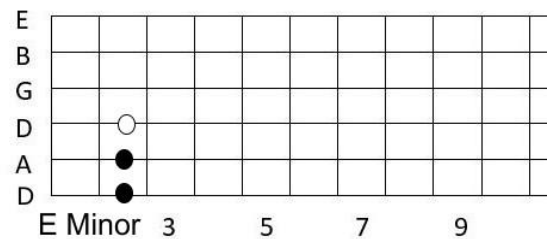
### D Major




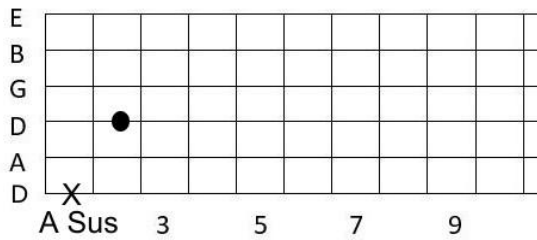
### B Minor



### E Minor



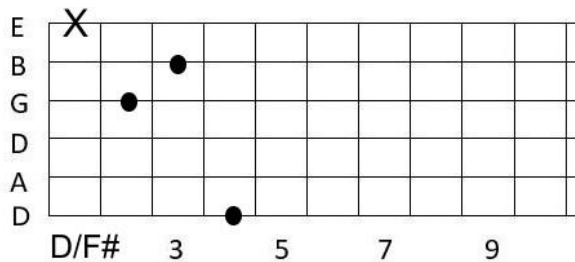
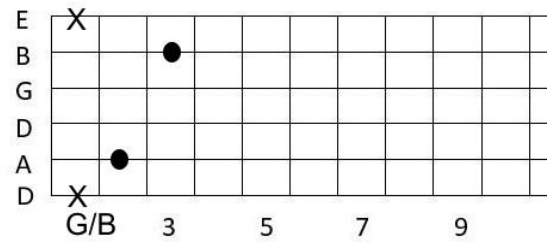
## A sus



**G/B** To play G over B, 3rd finger on 3rd fret on high D, 1st finger on low A, 2nd fret. Strum 4 inner strings.



**D/F#** To play D/F sharp, play the D shape, then lift pinky and Place ring finger on the 4th fret of the bass E string.



**D7** To play D7, first finger on 3rd fret on B string, middle finger on 5th fret on A string and pinky on 5th fret on G string. Strum all strings.

Each part is an 8 bar structure which is then repeated (:|| meaning the part is repeated) before moving on to the next part. Bars containing two different chords are split evenly between each chord (2 beats each)

## Tripping to the Well

Polka in G Major, Capo on 5th fret, D chord shapes

### Part A

| D Maj | D/Fsharp -> G Maj | D Maj -> B Min | E Min -> A Sus |  
| D Maj | D/Fsharp -> G Maj | B Min -> E Min | A Sus -> D Maj :||

### Part B

| D Maj | D/Fsharp -> G Maj | D Maj -> B Min | E Min -> A Sus |  
| D Maj | D/Fsharp -> G Maj | B Min -> E Min | A Sus -> D Maj :||

The 1 6 2 5 chord progression is: D -> Bm -> Em -> A Sus

## The Sunny Hills of Beara by John Dwyer

Jig in G Minor, Capo on 3rd fret, E minor chord shapes (same as D)

### Part A

| E Min -> B Min | E Min | E Min | A Sus |  
| D Maj | D/Fsharp | E Min -> B Min | E Min :||

### Part B

| E Min | D Maj | B Min | E Min |  
| A Sus | G -> D/Fsharp | B Min | E Min :||

# Down the Broom

Reel in A Minor

## Part A

| A Min | A Min -> D Maj (or D7) | G Maj | E Min |  
| A Min | A Min -> D Maj (or D7) | G Maj | E Min -> A Min :||

## Part B

| A Min | A Min -> D Maj | G Maj -> C Maj | G/B -> E Min |  
| A Min | A Min -> D Maj (or D7) | G Maj | E Min -> A Min :||

A Minor chords are the same chords as the key of G

# Fred Finn's Reel

Reel in D Major

## Part A

| D Maj | D/Fsharp | E Min | D/Fsharp -> A sus |  
| D Maj | D/Fsharp | G Major -> D/Fsharp | A sus :||

## Part B

| D Maj -> G Maj | D/Fsharp | B Min | G Major -> A sus |  
| D Maj -> G Maj | D/Fsharp | E Min | A sus :||

Try putting the capo on the 7th fret and playing as if in the key of G Major.